



For all kinds of music

您好!

T52 Pro

智能触控
真正的无线耳塞带充电舱
使用说明(JL)



1

尊敬的AWEI用户:

感谢您选用AWEI产品!您的选择对于我们至关重要,这意味着AWEI又增加了一名新用户。希望通过我们的产品和服务,为您带来上佳的体验。也希望您在产品体验过程中,通过官方客户热线、微博、微信、等提出好的意见和建议,帮助AWEI不断完善产品和服务。

如果您在产品使用过程中遇到任何问题,请参照服务流程,方便、快捷地获取帮助。您的支持是我们成长的动力,您的每一次认可和评价都是对AWEI莫大的鼓励。谢谢!

用维营销团队

2

介绍

非常感谢您使用AWEI T52 Pro智能触控真无线运动蓝牙耳机,在使用本产品之前,请详细阅读本手册。

蓝牙无线通信的技术介绍

蓝牙是一种支持设备短距离通信(通常在10M内)的无线电技术。能在包括手机、无线耳机、电脑等众多IT数码设备之间进行无线信息交换。利用“蓝牙”技术能有效地简化设备之间的通信,数据传输从而变得更加迅速高效。

附件清单

- 2X 蓝牙耳机
- 1X 说明书
- 1X 便携式充电舱
- 1X Type-c 充电线



3

产品示意图



4

蓝牙耳机使用方法

■ 操作说明

- 开机:打开充电舱,耳机会自动开机/触摸3秒多功能键。
- 关机:将耳机放入充电舱并盒盖会自动关机/未连接设备触摸5秒多功能键。
- 耳机配对:左右耳强制配对,无需操作自动配对。

■ 蓝牙配对

- 单耳连接:
 - 把充电舱中的耳机只拿出其中一个。
 - 打开手机蓝牙,搜索到“AWEI T52 Pro”点击配对连接。(与手机连接成功后耳机进入白灯单次连续闪烁并听到提示音“Connected”)
- 双耳连接:
 - 打开充电舱,双耳自动开机互连,主耳机伴有绿白灯交替闪烁,耳机进入配对模式。(表示耳机在搜索状态中,此时可以打开手机或其它蓝牙设备进行连接。)
 - 打开手机或其它蓝牙设备,搜索到“AWEI T52 Pro”点击手机配对连接。(当完成配对时,您会听到“Connected”)
- 自动回连: 开机时耳机自动回连已配对手机。(前提是手机蓝牙要打开,手机蓝牙没有清除与本设备的配对记录)

5

蓝牙耳机使用方法

■ 按键定义

- 来电接听电话:触摸一下多功能键
- 来电拒接电话:触摸2秒多功能键
- 挂断电话:触摸一下多功能键
- 播放:触摸一下多功能键
- 暂停:触摸一下多功能键
- 音量+:长触右耳多功能键
- 音量-:长触左耳多功能键
- 下一曲:双触右耳多功能键(播放状态)
- 上一曲:双触左耳多功能键(播放状态)
- 末号重播:双触多功能键(暂停状态)
- Siri: 三触左耳多功能键
- 游戏模式开启/关闭:轻触右耳三下

■ 指示灯状态

- 耳机
 - 充电时,绿灯长亮;充满电后,灯灭;配对时,绿白灯交替闪烁。
- 充电舱
 - 充电时,红灯慢闪;充满电后,红灯长亮;低电时,蓝灯慢闪;放电时,蓝灯长亮。

■ 产品特征

- IPX6级防水/防汗功能。
- 蓝牙5.4方案,低功耗,超强兼容性。
- 支持麦克风通话免提功能。
- 真正的双耳无线,您也可以选择单耳或双耳模式来使用。

6

产品规格

■ 蓝牙规格

- 蓝牙版本: V5.4
- 支持协议: HSP、HFP、A2DP、AVRCP
- 待机时间: 300 h
- 通话时间: 7 h
- 音乐播放时间: 6 h
- 充电时间: 1.5 h
- 充电电压: DC 5V
- 蓝牙工作频率: 2.402G-2.480G
- 环境温度: -20/+45°C
- 传输距离: 10m
- 耳塞电池容量: 35mAh/3.7V
- 充电舱电池容量: 300mAh

■ 喇叭规格

- 驱动单元: 10 mm
- 灵敏度: 94dB ± 3dB
- 阻抗: 16Ω ± 10%
- 频率响应范围: 20-20000Hz

■ 安全与保养

- 在使用时,请阅读以下建议有助于您遵守保修条款,并延长产品的使用寿命。
- ★ 保持产品干燥,勿将产品放在潮湿的地方,以免影响产品内部电路;
- ★ 不要将产品放置在太阳晒射或者高温的地方,高温会缩短电子部件的使用寿命损坏电池,使某些塑料部件变形;
- ★ 不要将产品放在过冷的地方,以免损坏内部电路板;
- ★ 不要试图拆开产品,尤其是非专业人员,可能会损坏产品;
- ★ 不要跌落、强烈震动、用硬体撞击产品,以免损坏内部电路;
- ★ 不要使用烈性化学制品、清洁剂清洁机器;
- ★ 不要用尖体在产品表面上乱划,以免损坏外壳和影响外观;
- ★ 不要对机器连续充电超过10小时,以免影响使用寿命;

7

产品售后服务指南

一、七天包退细则

- A.包退原则:用户在AWEI直属专营店或经AWEI授权的分销店所购买的产品,自购买之日起7天内,产品未受到任何人为或外力的损害而发生的产品质量问题,厂家包退货。
- B.退货流程:用户将产品、包装和票据完整地拿到(或自费邮寄到)购买地点给卖家检测——卖家按质保鉴定规则检测,鉴定该产品实属产品质量问题——卖家退还用户购买产品时所付的费用。

二、十五天包换细则

- A.包换原则:用户在AWEI直属专营店或经AWEI授权的分销店所购买的产品,自购买之日起15天内,产品未受到任何人为或外力的损害而发生的产品质量问题,厂家包换货。
- B.换货流程:用户将产品、包装和票据完整地拿到(或自费邮寄到)购买地点给卖家检测——卖家按质保鉴定规则检测,鉴定该产品有产品质量问题——卖家为用户更换货品并开具新票据。

三、十二个月包修细则

- A.包修原则:用户在AWEI直属专营店或经AWEI授权的

8

产品售后服务指南

四、质保鉴定规则

- A.无质保产品:包装盒、收纳袋、耳机夹、耳套等附属部件;不在三包期内的产品;非AWEI授权或非正规渠道所购买的产品;非AWEI正品;赠品;被人为损害的产品;被外力损害的产品。
- B.质保鉴定:查三包期(以票据为证)——查正品(进AWEI官方网站查防伪编码)——查产品损坏情况(有无明显人为造成的破损、有无被水、火、化学物品或重物损害的痕迹)——查产品质量(在符合产品使用的情况下测试效果是否在产品描述相符)——查购买渠道(限厂家查证)。

五、AWEI产品保修卡 (请认真填写完整)

产品型号	条形码
用户名字	用户电话
用户住址	
商家名称	商家电话
商家地址	
购买日期	报修日期
损坏情况	维修时间
备注	

9

产品售后服务指南

六、香港雅乐国际有限公司 监制

- 深圳市雅乐电子有限公司 出品
- 厂址:中国深圳市龙华区大浪裕景泰科技工业园

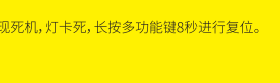
七、消费者服务热线/传真:

- 服务热线:400-998-3899
- 合作邮箱:yale@awei.hk
- 售后服务:service@awei.hk

八、获取更多信息请访问:

- www.awei.hk

九、官方微信查真伪



十、国外社区:

- twitter : <https://www.twitter.com/Aweiglobal>
- facebook : <https://www.facebook.com/aweiproducts>
- instagram : https://www.instagram.com/awei_official

10

产品售后服务指南

十一、产品售后服务指南

- 分销店所购买的产品,自购买之日起十二个月内,产品未受到任何人为或外力的损害而发生的产品质量问题,厂家包修。
- B.包修流程:用户将产品、包装和票据完整地拿到(或自费邮寄到)购买地点给卖家检测——卖家按质保鉴定规则检测,鉴定该产品有产品质量问题——卖家填写产品质保卡并盖公章——卖家将产品邮寄给厂家维修——厂家维修好邮寄给卖家——卖家通知用户取货。

十二、AWEI产品保修卡 (请认真填写完整)

产品型号	条形码
用户名字	用户电话
用户住址	
商家名称	商家电话
商家地址	
购买日期	报修日期
损坏情况	维修时间
备注	

11



For all kinds of music

Hello!

T52 Pro

SMART TOUCH
TRUE WIRELESS EARBUDS
WITH CHARGING CASE
USER MANUAL (JL)



Dear AWEI User,
Thank you for choosing AWEI product. Your choice is crucial for us, which means AWEI has added a new user. Hope that we will bring you a good experience through our products and services. Also hope you will put forward the good advice and suggestions by official customer hotline, Weibo and Wechat in the process of product experience, which can help AWEI to constantly improve product and service.

If you encounter any problems in the using product, please refer to service process. Your support is our strongest power, also your recognition and evaluation are a great encouragement to AWEI. Thank you!

AWEI sales team

1

Introduction

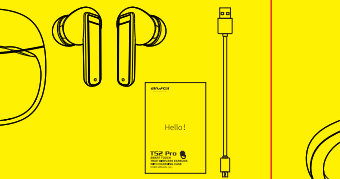
Thank you for purchasing the model AWEI T52 Pro smart touch true wireless sport earbuds. Please read this manual before use.

Bluetooth wireless communications Technology introduction

Bluetooth is a kind of wireless technology which support short distance communications (work normally within a distance of 10M) with it you can exchange information by wireless between many IT digital devices like mobile phones / wireless earphones / computers etc. Bluetooth technology effectively simplify the communications which makes device and data transmission quickly and effectively.

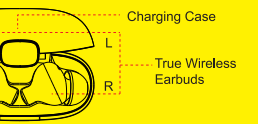
Accessories List

2X Wireless Earbuds
1X Portable Charging Case
1X User Manual
1X Type-c Charging Cable

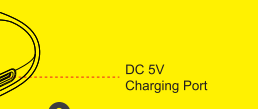
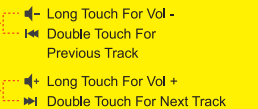
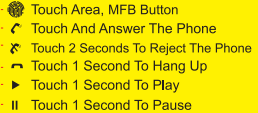


2

Overview Of Headset



LED Indicator / Microphone



3

How To Use

User Manual

Power on: Open the charging case, the headset will turn on automatically / long touch the MFB 3 second.

Power off: Put earbuds into the charging case and close, turn off automatically/ unconnected device, touch the MFB button for 5 seconds.

Earphone pairing: the left and right earbuds are paired automatically, it is unnecessary to pair.

Pairing

Single Earbud Connection

1. Take out one earbud from charging case.

2. Turn on the bluetooth of mobile, search pairing name "AWEI T52 Pro", click and connect. (When the earbud and phone connect successfully, white light continuous flashing and you could also hear prompt tone "Connected".)

Two Earbuds Connection

1. Open the charging case, earbuds will connect automatically, Master earbuds' green and white light will flash alternately and earbuds start to enter pairing status. (Now earbuds are in pairing and you could open phone or other Bluetooth devices to connect.)

2. Open phone or other Bluetooth devices, search "AWEI T52 Pro", click it and connect. (when Bluetooth paired successfully, you will hear "connected")

3. Re-connect automatically: They will re-connect automatically to paired devices when earbuds turn on. (Premise is that devices' Bluetooth is on and earbuds paired record still exist.)

4

How To Use

Note:

1. These two earbuds already be paired before delivery. So when you get earbuds, it is unnecessary to pair two earbuds by yourself.

2. If both earbuds cannot be automatically paired (i.e. two earbuds are flash green and white lights alternately at the same time), put the left and right earbuds into the charging case and then take them out. The left and right earbuds will be automatically paired without any other operation.

3. When TWS connect successfully, "L" earphone white indicator flashes slowly, "R" earphone green and white light alternately flashing. Then it's available to connect with mobile. (If pairing is not successful, please put back earphones to charging case and repeat above instructions)

Note:

1. When your earbuds are connected with phone and you find one earbuds no sound, you could turn off bluetooth on phone and put earbuds back to charging case. Then take them out again, these two earbuds will paired successfully within 10 seconds, and only white light continuously flashing.

2. If the earphone or signal light does not respond, please press MFB for 8 seconds to reset

5

How To Use

Button Definition

Answer incoming call: Touch the MFB
Reject incoming call: Long touch the MFB for 2 seconds
Hang up the phone: Touch the MFB

Play: Touch the MFB
Pause: Touch the MFB
Vol + : Long touch the R MFB
Vol - : Long touch the L MFB

Next Track: Double touch the R MFB (Play status)
Previous Track: Double touch the L MFB (Play status)
Last number redial: Double touch the MFB (Pause status)
Siri: Touch the L MFB three times
Game Mode ON/OFF: Touch R three times

Status lights

1. Earbuds
Charging, the green light on; Full charge, the light off; Pairing, the green and white light flash;

2. Charging Case
When charging, the red light flashes slowly; after fully charged, the red light is on; when battery is low, the blue light is shining slowly; When discharged, the blue light flashes continuously.

Products Features

1. Waterproof IPX6 Level, Sweat-proof.
2. V5.4 solution, low power consumption, super compatibility.
3. Hands-free function.
4. True wireless earbuds, You can use by single or a pair.

6

Specifications

Bluetooth Specifications

Bluetooth Version: V5.4
Profile Support: HSP、HFP、A2DP、AVRCP

Stand-by Time: 300 h
Talk Time: 7 h
Music Play Time: 6 h
Charging Time: 1.5h

Charging Voltage: DC 5V
Frequency Range: 2.402G-2.480G
Ambient Temperature: -20/+45 C
Transmission Distance: 10m

Earbuds Battery Capacity: 35mAh
Charging Case Battery Capacity: 300mAh

Driver Specification

Driver Unit: 10 mm
Sensitivity: 94dB ± 3dB
Impedance: 16Ω ± 10%

Frequency Response: 20-20000Hz

7

Safety And Maintenance

Please read suggests below in order to helping prolong the product lifespan and clearly understand the warranty clauses.

★ Keep the product dry, do not put it in humid circumstance to avoid short circuit.

★ Do not expose it to the sun or high heat, High heating will short lifespan of electronic components, damage battery and deform some plastic parts.

★ Do not put it in cold circumstance to avoid damage to PCB board.

★ Do not attempt to take apart the product, especially non-professionals.

★ Do not fall, vibrate strongly, strike with hard objects, to avoid damage to inner electronic circuit.

★ Do not use high chemical products, detergent to clean the item.

★ Do not scratch the surface with sharp items to avert damaging the case and appearance.

★ Do not make it charging 10 hours continuously for the sake of lifespan.

If the product can not work properly, please send it to AWEI authorized maintenance agents. Our staff will help to solve the problems for you.

Statement: In order to improve product performance we will upgrade products, the content may change without notice, please forgive! Thank you for your purchase.

8

Products after-sales service

Supervised by H.K. Yale International Co., Ltd

Produced by Shenzhen Yale Electronics Co., Ltd
Factory Add: 4th Floor, Building 2, Yujingtai Industrial Park, Huaxing Road, Longhua District, Shenzhen, China.

Customer service hotline/ Fax:

Hotline: 400-998-3899

Cooperation mailbox: yale@awei.hk

After-sales service: service@awei.hk

For more information please visit:

www.awei.hk



Contact:

twitter : <https://www.twitter.com/Aweiglobal>

facebook : <https://www.facebook.com/aweiproducs>

instagram : https://www.instagram.com/awei_official

9

Products after-sales service

1. 7 Days Refund Policy

A. Guarantee of Refund: Within 7 days since the date of purchase, the manufacturer promises to refund if the product bought from AWEI immediate store or authorized distributor shops is in quality problem (artificial and external force damage excluded).

B. Refund Procedure: Please take the product, whole set of package and original invoice to (or please freight pre-paid to) the shop you bought the product for checking. The seller will check by Quality Assurance Identification Rules to clarify the problem. If yes, the seller should refund the money to the user paid for the product.

2. 15 Days Replacement Policy

A. Guarantee of Replacement: Within 15 days since the date of purchase, the manufacturer promises to replace if the product bought from AWEI immediate store or authorized distributor shops is in quality problem (artificial and external force damage excluded).

B. Replacement Procedure: Please take the product, whole set of package and original invoice to (or please freight pre-paid to) the shop you bought the product for checking. The seller will check by Quality Assurance Identification Rules to clarify the problem. If yes, the seller should replace the product and issue a new invoice to the user. Freight arrangements please check with the shop you contact.

3. Twelve-Month Warranty Policy

A. Guarantee of Maintenance: Within twelve months since the date of purchase, the manufacturer promises to offer

10

Products after-sales service

maintenance service

if the product bought from AWEI immediate store or authorized distributor shops is in quality problem (artificial and external force damage excluded).

B. Maintenance Procedure: Please take the product, whole set of package and original invoice to (or please freight pre-paid to) the shop you bought the product for checking. The seller will check by Quality Assurance Identification Rules to clarify the problem. If yes, the seller should fill warranty card with official stamp and send back to manufacturer. After repairing, manufacturer sends the product to the seller and the seller should inform the user to collect it. Freight arrangements please check with the shop you contact.

4. Quality Assurance Identification Rules

A. Quality Assurance is NOT applicable to those items: accessories like packing box, pouch, ear clip and earmuffs; product beyond warranty period; product got from unauthorized agents or informal channels; fake AWEI product; AWEI premium; artificial damaged product; external force damaged product.

B. Quality Assurance Identification Procedure: Check warranty period (by original invoice) — confirm original product (check security code on AWEI official website) — check product damage (clarity artificial damage and external force like water, fire, chemicals or weight crush damages) — check product quality (to confirm if the testing result is conform to description) — check buying channel (subject to manufacturer's verification).

11

AWEI Warranty Card (please fill this carefully)

Model No.	Barcode
User Name	TEL
Address	
Seller	Seller Tel
Seller Add	
Date of purchase	Date for Maintenance
Damage situation	Maintenance time
Remark	