



您好!

### KA32 便携式蓝牙音箱 使用说明

**AWEI用户:**  
尊敬的AWEI用户:  
感谢您选用AWEI产品!您的选择对于我们至关重要,这意味着AWEI又增加了一名新用户。希望通过我们的产品和服务,为您带来上佳的体验。也希望您在产品使用过程中,通过官方客户热线、微博、微信、等提出好的意见和建议,帮助AWEI不断完善产品和服务。

如果您在产品使用过程中遇到任何问题,请参照服务流程,方便、快捷地获取帮助。您的支持是我们成长的动力,您的每一次认可和评价都是对AWEI莫大的鼓励,谢谢!

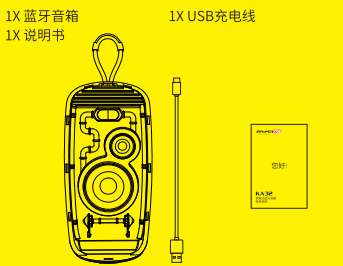
AWEI营销团队

#### 介绍

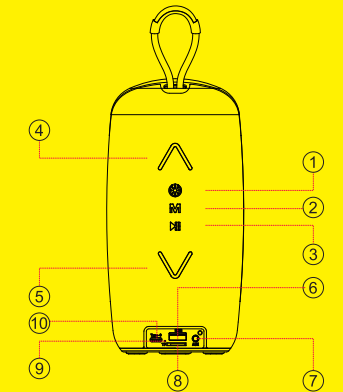
非常感谢您使用AWEI KA32便携式蓝牙音箱,在使用本产品之前,请仔细阅读本手册。

**蓝牙无线通信的技术介绍**  
蓝牙是一种支持设备短距离通信(通常在10M内)的无线电技术。能在包括手机、无线耳机、电脑等众多IT数码设备之间进行无线信息交换。利用“蓝牙”技术能有效地简化设备之间的通信,数据传输从而变得更加迅速高效。

#### 附件清单



#### 音箱说明图



#### 按键说明

- 电源键/灯光键:长按3秒开/关机;短按:彩灯模式切换;
- M键:长按实现音箱对连,短按USB/T卡/蓝牙/FM功能切换;
- ▶|◀键:短按暂停与播放;FM模式下,短会自动搜台;
- 开/关用户手机蓝牙功能(或其他蓝牙设备),并进行搜索或扫描,此时手机会搜索到附近所有的蓝牙设备,点击搜索到的机器名称“AWEI KA32”成功配对连接后,机器指示灯常亮,表示配对连接成功;
- ▶|◀键:短按上一曲,长按减小音量;
- U盘输入接口:当U盘插入时可解码MP3格式的音频播放;
- AUX音频输入端口;
- TF卡输入接口:当TF卡插入时可解码MP3格式的音频播放;
- 指示灯
- DC 5V 充电接口 (Type-C)

#### 怎样使用

- 无线配对**
  - 请将蓝牙机器和手机(或其他连接设备)的距离在10米的范围内;
  - 确保机器在开机状态蓝灯闪烁,此时进入蓝牙待连接状态,等待连接;
  - 开启用户手机蓝牙功能(或其他蓝牙设备),并进行搜索或扫描,此时手机会搜索到附近所有的蓝牙设备,点击搜索到的机器名称“AWEI KA32”成功配对连接后,机器指示灯常亮,表示配对连接成功;
- TWS(1+1串联)**
  - 同时打开两台设备,蓝牙在搜索状态,此时LED指示灯闪烁;
  - 长按1台设备的M键,设备发出提示音,此时设备在配对状态;
  - 当设备再次发出提示音,表示配对成功,此时主机LED灯快闪,副机LED指示灯长亮。
- 语音提示**
  - 开/关机有语音提示音;
  - 蓝牙连接成功后有英文提示音;
  - 低电量状态提示音;
- 省电功能**

无工作状态下,20分钟之后自动关机。

#### 怎样使用

- 指示灯状态**
  - 开机:蓝灯闪烁,关机:蓝灯熄灭;
  - 蓝牙待连接:蓝灯快闪,已连接:蓝灯长亮;
  - 音乐状态:蓝灯慢闪,暂停播放:蓝灯长亮;
  - 充电状态:红灯长亮,充电完成:红灯熄灭;
- 充电使用**

本机内置过充保护电路,可长时间连接电脑或充电器,约四小时即可完成充电,每个电池的播放时间会因使用不同大小的音量而有所不同。
- 故障排除**
  - 自动关机:电池电量不足时会自动开启电池保护,请充电4小时后使用;
  - 无法播放音乐:音乐文件存储路径不能被播放器识别,音乐文件请存储在可移动设备的根目录下;
  - 连接电脑无声:电脑界面连接错误,请选择正确的音频输出端口;
  - 按键无反应或功能错乱:关机后重试。

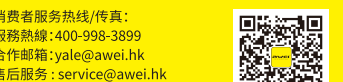
#### 产品规格

支持协议:A2DP\AVCTP\AVDTP\AVRCP\HFP\HID\RFCOMM \SDP\SDP\L2CAP\PNP  
蓝牙版本:V6.0  
内置电池:2400mAh  
音乐时间:5H (70%音量)  
充电时间:4H  
频率响应范围:60Hz~18KHz  
蓝牙工作频率:2402-2480MHz  
蓝牙有效距离:10M  
充电功率:TYPE-C, DC 5V/500MA  
输出功率:10W X 2  
防水等级:4级  
产品尺寸:210mm\*106mm\*106mm

#### 安全与保养

- 在使用时,请阅读以下建议有助于您遵守保修条款,并延长产品的使用寿命。
  - ★保持产品干燥,勿将产品放在潮湿的地方,以免影响产品内部电路;
  - ★不要将产品放置在太阳直射或者高温的地方,高温会缩短电子产品的使用寿命损坏电池,使某些塑料部件变形;
  - ★不要将产品放在过冷的地方,以免损坏内部电路板;
  - ★不要试图拆开产品,尤其是非专业人员,可能会损坏产品;
  - ★不要跌落、强烈震动、用硬体撞击产品,以免损坏内部电路;
  - ★不要使用腐蚀性化学制品、清洁剂清洁机器;
  - ★不要用尖体在产品表面上划乱,以免损坏外壳和影响外观;
  - ★不要对机器连续充电超过10小时,以免影响使用寿命;如产品不能正常工作,请将其送至AWEI的授权维修机构,工作人员会热心帮您解决问题。
- 声明:为提高产品性能我们会进行产品升级,本说明内容可能会有所变更,恕不另行通知,敬请谅解。感谢您的选购!

香港雅乐国际有限公司 监制  
深圳市雅乐电子有限公司 出品  
厂址:中国深圳市龙华区大浪裕景泰科技工业园



消费者服务热线/传真:  
服务热线:400-998-3899  
合作邮箱:yale@awei.hk  
售后服务:service@awei.hk

获取更多信息咨询:  
www.awei.hk

国外社区:  
twitter : https://www.twitter.com/Aweiglobal  
facebook : https://www.facebook.com/aweiproducts  
instagram : http://www.instagram.com/awei\_official

#### 产品售后服务指南

- 七天包退原则  
A.包退原则:用户在AWEI直属专营店或经AWEI授权的经销店所购买的产品,自购买之日起7天内,产品未受到任何人为或外力的损害而发生的产品质量问题,厂家包退货。  
B.退货流程:用户将产品、包装和票据完整地拿到(或自费邮寄到)购买地点给卖家检测——卖家按质保鉴定规则检测,鉴定该产品有产品质量问题——卖家退还用户购买产品时所付的费用。
- 二十五天包换原则  
A.包换原则:用户在AWEI直属专营店或经AWEI授权的经销店所购买的产品,自购买之日起15天内,产品未受到任何人为或外力的损害而发生的产品质量问题,厂家包换货。  
B.换货流程:用户将产品、包装和票据完整地拿到(或自费邮寄到)购买地点给卖家检测——卖家按质保鉴定规则检测,鉴定该产品有产品质量问题——卖家为用户更换货品并开具新票据。
- 三十二个月包修原则  
A.包修原则:用户在AWEI直属专营店或经AWEI授权的

#### 产品售后服务指南

- 分销店所购买的产品,自购买之日起十二个月内,产品未受到任何人为或外力的损害而发生的产品质量问题,厂家包修。  
B.包修流程:用户将产品、包装和票据完整地拿到(或自费邮寄到)购买地点给卖家检测——卖家按质保鉴定规则检测,鉴定该产品有产品质量问题——卖家填写质保保卡并加盖公章——卖家将产品邮寄给厂家维修——厂家维修好邮寄给卖家——卖家通知用户取货。
- 质保鉴定规则  
A.无质保产品:包装盒、收钱袋、耳机夹、耳套等附属部件;不在三包期内的产品;非AWEI授权或非正规渠道所购买的产品;非AWEI正品、赠品;被人为损害的产品;被外力损害的产品。  
B.质保鉴定:查三包期(以票据为证)——查正品(进AWEI官方网站查防伪编码)——查产品损坏情况(有无明显人为造成的破损、有无被水、火、化学物质或重物损害的痕迹)——查产品质量(在符合产品使用的情况下测试效果是否与产品描述相符)——查购买渠道(限厂家查证)

#### AWEI产品保修卡(请认真填写完整)

产品型号	条形码
用户名字	用户电话
用户住址	
商家名称	商家电话
商家地址	
购买日期	报修日期
损坏情况	维修时间
备注	



Hello!

### KA32 Portable Wireless Speaker User Manual

Dear AWEI User,  
Thank you for choosing AWEI product. Your choice is crucial for us, which means AWEI has added a new user. Hope that we will bring you a good experience through our products and services. Also hope you will put forward the good advice and suggestions by official customer hotline, Weibo and Wechat in the process of product experience, which can help AWEI to constantly improve product and service.

If you encounter any problems in the using product, please refer to service process. Your support is our strongest power, also your recognition and evaluation are a great encouragement to AWEI. Thank you!

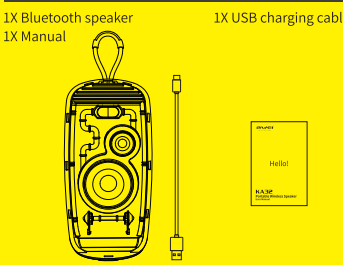
AWEI sales team

#### Introduction

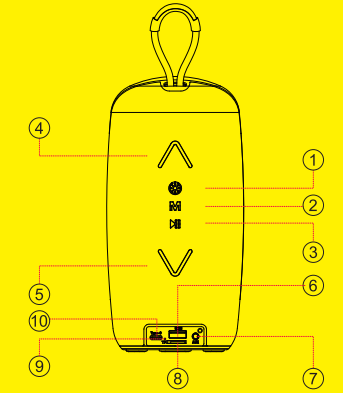
Thank you very much for using the AWEI KA32 portable wireless speaker. Before using this product, please read this manual carefully.

**Bluetooth wireless communications Technology introduction**  
Bluetooth is a kind of wireless technology which support short distance communications (work normally within a distance of 10M) with it you can exchange information by wireless between many IT digital devices like mobile phones / wireless earphones / computers etc. Bluetooth technology effectively and simply to the communications which makes device and data transmission quickly and off effectively.

#### Accessories List



#### Overview Of Speaker



#### Button Instruction

- Power button/light button: Press and hold for 3 seconds to turn on/off; Short press: Switch the color light mode;
- M key: Long press to TWS function, short press to switch between USB/T card/Bluetooth/FM functions;
- ▶|◀ Key: Short press to pause and play; In FM mode, short press to automatically search for channels;
- A key: Short press to next song, long press to increase volume;
- V key: Short press to previous song, long press to decrease the volume;
- USB driver input interface: When the USB drive is inserted, it can decode MP3 format Audio playback;
- AUX input port;
- TF card input interface: When the TF card is inserted, it can decode MP3 format Audio playback;
- Indicator lights;
- DC 5V charging interface (Type-C)

#### How To Use

- Wireless Pairing**
  - Please keep the distance between the Bluetooth machine and the mobile phone (or other connecting devices) within a range of 10 meter;
  - Ensure that the machine is in a fast flashing blue light when turned on, and enter Bluetooth standby mode, waiting for connection;
  - Turn on the Bluetooth function (or other Bluetooth devices) of the user's phone and perform a search or scan. At this time, the phone will search for all nearby Bluetooth devices. Click on the machine name "AWEI KA32" found in the search and successfully pair and connect. The machine indicator light will remain on, indicating a successful pairing and connection;
- TWS (1+1 series connection)**
  - Turn on both devices simultaneously, Bluetooth is in search mode, and the LED indicator light will flash quickly;
  - Long press the M button of one device, and the device will emit a prompt sound, indicating that the device is in pairing mode;
  - When the device emits a prompt sound again, it indicates successful pairing. At this time, the LED light of the main unit flashes quickly, and the LED indicator light of the auxiliary unit remains on. After TWS is connected, both the main and auxiliary machines can be controlled to shut down.
- Voice Prompts**
  - There is a voice prompt sound for turning on/off;
  - After a successful Bluetooth connection, there will be an English prompt sound;
  - Low battery status prompt sound;
- Energy Saving Function**

Automatically shut down after 20 minutes in idle state.

#### How To Use

- Light Indicator**
  - Power on: blue light flashing, power off: blue light off;
  - Bluetooth to be connected: blue light flashing, quickly, connected: blue light on continuously;
  - Music status: Blue light flashing slowly, pause playback: Blue light continuously on;
  - Charging status: the red light remains on, charging completed: the red light goes off;
- Charging use**

This machine has a built-in overcharge protection circuit and can be connected to a computer or charger for a long time. Charging can be completed in about four hours. The playback time of each battery will vary when using different levels of volume.
- Trouble shooting**
  - Automatic shutdown: When the battery power is low, battery protection will be automatically turned on. Please charge it for 4 hours, then use;
  - Unable to play music: The music file storage path cannot be recognized by the player. Please store music files in the root directory of the removable device;
  - No sound when connected to the computer: The computer interface is connected incorrectly, please select the correct audio output port;
  - The buttons do not respond or the functions are disordered: shut down and try again.

#### Specifications

Supporting protocols: A2DP\AVCTP\AVDTP\AVRCP\HFP \HID\RFCOMM\SDP\SDP\L2CAP\PNP  
Bluetooth version: V6.0  
Built in battery: 2400mAh  
Music time: 5H (70% volume)  
Charging time: 4H  
Frequency response range: 60Hz~18KHz  
Bluetooth operating frequency: 2402-2480MHz  
Bluetooth effective distance: 10M  
Charging input standard: TYPE-C, DC 5V/500MA  
Output power: 10W X 2  
Waterproof grade: IPX4  
Product size: 210mm\*106mm\*106mm

#### Safety And Maintenance


- Please read suggests below in order to helping prolong the product lifespan and clearly understand the warranty clauses.
  - ★ Keep the product dry, do not put it in humid circumstance to avoid short circuit;
  - ★ Do not expose it to the sun or high heat. High heating will short lifespan of electronic components, damage battery and deform some plastic parts;
  - ★ Do not put it in cold circumstance to avoid damage to PCB board;
  - ★ Do not attempt to take apart the product, especially non-professionals;
  - ★ Do not fall, vibrate strongly, strike with hard objects, to avoid damage to inner electronic circuit;
  - ★ Do not use high chemical products, detergent to clean the item;
  - ★ Do not scratch the surface with sharp items to avert damaging the case and appearance;
  - ★ Do not make it charging 10 hours continuously for the sake of lifespan.
- If the product can not work properly, please send it to AWEI authorized maintenance agents. Our staff will help to solve the problems for you.

**Statement: In order to improve product performance we will upgrade products, the content may change without notice, pls forgive! Thank you for your purchase.**

Supervised by H.K. Yale International Co., Ltd  
Produced by Shenzhen Yale Electronics Co., Ltd  
Factory Add: 4th Floor, Building 2, Yujingtai Industrial Park,  
Huaxing Road, Longhua district, Shenzhen, China.

Customer service hotline/ Fax:  
Hotline: 400-998-3899  
Cooperation mailbox: yale@awei.hk  
After-sales service: service@awei.hk

For more information please visit:  
www.awei.hk



Contact:  
twitter : https://www.twitter.com/Aweiglobal  
facebook : https://www.facebook.com/aweiproducts  
instagram : http://www.instagram.com/awei\_official

#### Products after-sales service

- 7 Days Refund Policy**
  - A. Guarantee of Refund: Within 7 days since the date of purchase, the manufacturer promises to refund if the product bought from AWEI immediate shops or authorized distributor shops is in quality problem (artificial and external force damage excluded);
  - B. Refund Procedure: Please take the product, whole set of package and original invoice to (or please freight pre-paid to) the shop you bought the product for checking. The seller will check by Quality Assurance Identification Rules to clarify the problem. If yes, the seller should refund the money the user paid for the product.
- 15 Days Replacement Policy**
  - A. Guarantee of Replacement: Within 15 days since the date of purchase, the manufacturer promises to replace if the product bought from AWEI immediate shops or authorized distributor shops is in quality problem (artificial and external force damage excluded);
  - B. Replacement Procedure: Please take the product, whole set of package and original invoice to (or please freight pre-paid to) the shop you bought the product for checking. The seller will check by Quality Assurance Identification Rules to clarify the problem. If yes, the seller should replace the product and issue a new invoice to the user. Freight arrangements please check with the shop you contact.
- Twelve Months Warranty Policy**
  - A. Guarantee of Maintenance: Within twelve months since the date of purchase, the manufacturer promises to offer

#### Products after-sales service

- maintenance service if the product bought from AWEI immediate shops or authorized distributor shops is in quality problem (artificial and external force damage excluded);
- Maintenance Procedure:** Please take the product, whole set of package and original invoice to (or please freight pre-paid to) the shop you bought the product for checking. The seller will check by Quality Assurance Identification Rules to clarify the problem. If yes, the seller should inform the user to collect it. Freight arrangements please check with the shop you contact.
- Quality Assurance Identification Rules**
  - A. Quality Assurance is NOT applicable to those items: accessories like packing box, pouch, ear clip and earmuffs; product beyond warranty period; product got from unauthorized agents or informal channels; fake AWEI product; AWEI premium; artificial damaged product; external force damaged product;
  - B. Quality Assurance Identification Procedure: Check warranty period (by original invoice) —— confirm original product (check security code on AWEI official website) —— check product damage (clarity artificial damage and external force like water, fire, chemicals or weight crush damages) —— check product quality (to confirm if the testing result is conform to description) —— check buying channel (subject to manufacturer's verification).

#### AWEI Warranty Card (please fill this carefully)

Model No.	Barcode
User Name	TEL
Address	
Seller	Seller Tel
Seller Add	
Date of purchase	Date for Maintenance
Damage situation	Maintenance time
Remark	